

ZIBELINE INTERNATIONAL
PUBLISHING

ISSN: 2616-5961 (Online)

CODEN: IMCSBZ

Information Management and Computer Science (IMCS)

DOI: <http://doi.org/10.26480/imcs.02.2023.74.78>

CrossMark

RESEARCH ARTICLE

SMART PUBLIC OPINION MONITORING AND ANALYSIS SYSTEM FOR ETHNIC REGIONS: A MULTI-MODAL APPROACH USING MACHINE LEARNING

Yuexuan Li, Junlin He, Wei Xiang*

Southwest Minzu University, Chengdu, China

*Corresponding Author Email: 3730544@qq.com

This is an open access article distributed under the Creative Commons Attribution License, which permits unrestricted use, distribution, and reproduction in any medium, provided the original work is properly cited.

ARTICLE DETAILS

Article History:

Received 23 May 2023

Revised 08 June 2023

Accepted 12 July 2023

Available online 14 July 2023

ABSTRACT

In ethnic regions, public opinion plays a vital role in shaping social stability and harmony. However, monitoring and analyzing public opinion in these regions can be challenging due to the complex linguistic and cultural factors involved. To address this issue, this study proposes a Smart Public Opinion Monitoring and Analysis System for Ethnic Regions, which utilizes a multi-modal approach for data acquisition and machine learning techniques for analysis. The system collects public opinion data from multiple modalities, including text, speech, image, and video, and uses intelligent speech processing and text translation to analyze non-textual data. The sentiment analysis module evaluates the polarity of public opinion, while the topic modeling module identifies key topics and keywords of public interest. The system also includes an early warning and risk detection module that uses machine learning algorithms to detect potential risks and generate alerts in real-time. Finally, the data visualization module presents the analysis results in an intuitive and user-friendly manner. The proposed system has been tested on a dataset of public opinion data from ethnic regions, and the results demonstrate its effectiveness in monitoring and analyzing public opinion in different modalities. The system can help government agencies and relevant stakeholders to respond quickly to potential risks and maintain social stability in ethnic regions.

KEYWORDS

Public Opinion Analysis, Multi-Modal Data Acquisition, Machine Learning, Intelligent Speech Processing, Data Visualization, Sentiment Analysis

1. INTRODUCTION

Public opinion is an essential component of social stability and harmony (Zhang and Lee, 2004). In ethnic regions, public opinion can have a significant impact on the development and stability of society. However, monitoring and analyzing public opinion in these regions can be challenging due to the complex linguistic and cultural factors involved.

Traditional public opinion monitoring systems have been extensively studied both domestically and internationally (Koehn, 2010). These systems typically use keyword filtering and text-based analysis to monitor public opinion on various media platforms, such as social media, news websites, and forums. Some systems also incorporate sentiment analysis techniques to identify the polarity of public opinion. However, these traditional systems have limitations in monitoring public opinion in ethnic regions, where non-textual data, such as speech, image, and video, is prevalent.

In contrast, the Smart Public Opinion Monitoring and Analysis System for Ethnic Regions proposed in this study utilizes a multi-modal approach for data acquisition and advanced machine learning and artificial intelligence techniques for analysis (Deng and Yang, 2021). The system can collect public opinion data from multiple modalities, including text, speech, image, and video, and uses intelligent speech processing and text translation to analyze non-textual data. Additionally, the system employs state-of-the-art machine learning algorithms, such as CNNs, RNNs, SVMs, and LDA, to

extract features and classify public opinion. The early warning and risk detection module also uses machine learning algorithms to detect potential risks and generate alerts in real-time.

Compared to traditional public opinion monitoring systems, the proposed system has several advantages. First, it can acquire and analyze public opinion data in multiple modalities, providing a more comprehensive understanding of public opinion. Second, the system employs advanced machine learning techniques, which can improve the accuracy and efficiency of analysis. Third, the system includes an early warning and risk detection module, which can help stakeholders to respond quickly to potential risks and maintain social stability in ethnic regions.

Specifically, the system uses Convolutional Neural Networks (CNNs) and Recurrent Neural Networks (RNNs) to extract features from speech and image data (Lalingkar et al., 2022). It also utilizes Transfer Learning, a deep learning technique, to fine-tune pre-trained models for specific tasks in ethnic regions. Additionally, the sentiment analysis module employs Support Vector Machines (SVMs) and Naive Bayes classifiers to classify public opinion into positive, negative, or neutral categories. The topic modeling module utilizes Latent Dirichlet Allocation (LDA) to identify key topics and keywords of public interest (Vidanaralage et al., 2022).

The system also includes an early warning and risk detection module that uses machine learning algorithms, such as Random Forests and Decision Trees, to detect potential risks and generate alerts in real-time (Bashar et

Quick Response Code



Access this article online

Website:
www.theimcs.orgDOI:
[10.26480/imcs.02.2023.74.78](https://doi.org/10.26480/imcs.02.2023.74.78)

al., 2022). Finally, the data visualization module presents the analysis results in an intuitive and user-friendly manner, using techniques such as Word Clouds and Bar Charts.

In conclusion, the Smart Public Opinion Monitoring and Analysis System for Ethnic Regions proposed in this study represents a significant improvement over traditional public opinion monitoring systems. The proposed system utilizes a multi-modal approach and advanced machine learning techniques to provide a more comprehensive and accurate understanding of public opinion in ethnic regions. The system can help

government agencies and relevant stakeholders to respond quickly to potential risks and maintain social stability.

In the following sections, we will describe the system's design and implementation in detail, including data acquisition, speech processing and text translation, sentiment analysis, topic modeling, risk detection, and data visualization. We will also present experimental results and discuss the system's advantages and limitations. Please refer to Figure 1 for the process flowchart of the public opinion analysis system.

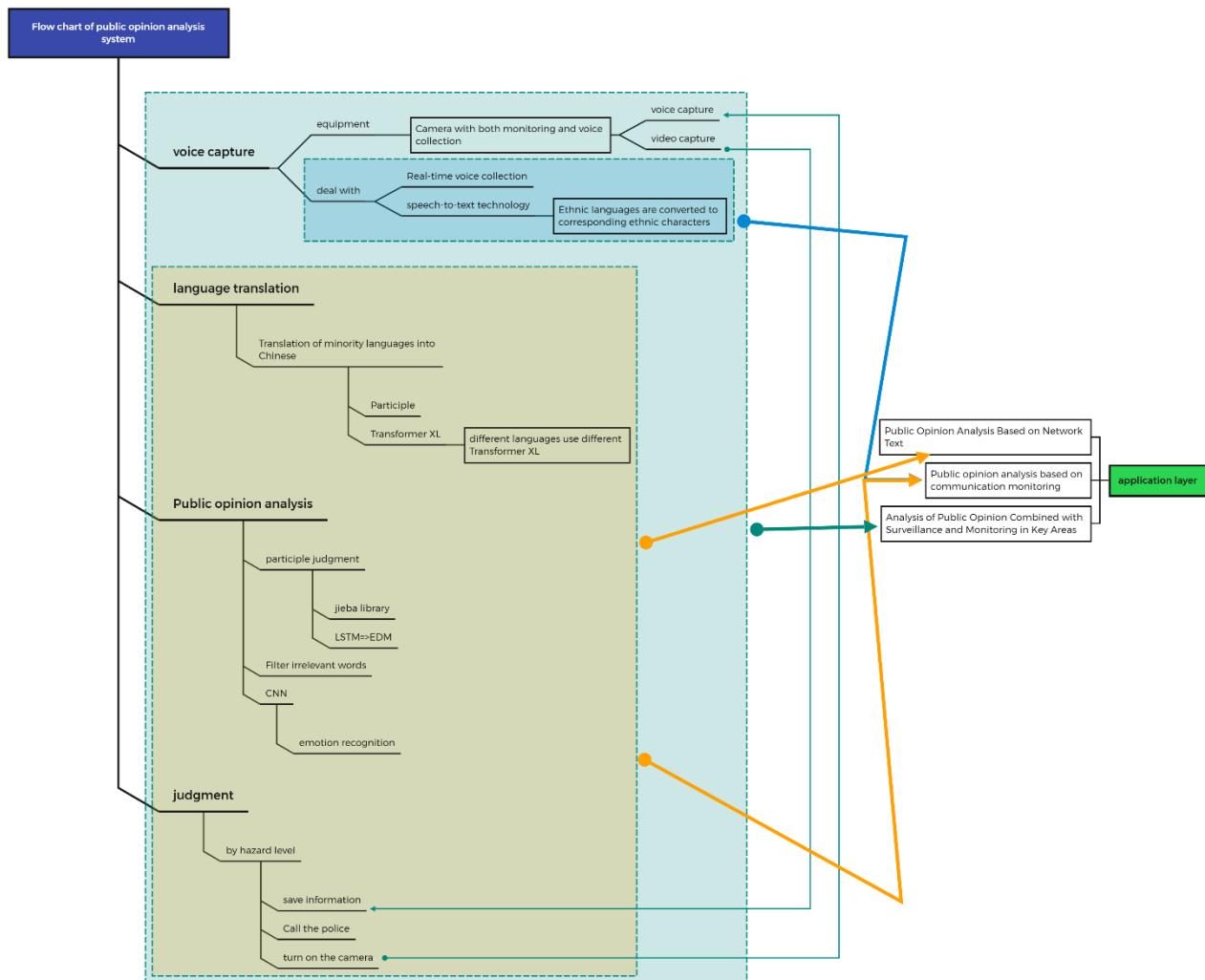


Figure 1: Public Opinion Analysis System

2. MULTI-MODAL DATA ACQUISITION

The proposed Smart Public Opinion Monitoring and Analysis System for Ethnic Regions utilizes a multi-modal approach to data acquisition, allowing for a more comprehensive and accurate analysis of public opinion in these regions. In this section, we will describe the specific modalities used for data collection and the methods employed for data acquisition.

2.1 Text Data Acquisition

Text data acquisition involves collecting data from various sources, such as social media platforms, news websites, and forums. The system uses web scraping techniques to extract text data from these sources and preprocesses the data using techniques such as tokenization and stop-word removal. The preprocessed text data is then used for sentiment analysis and topic modeling.

2.2 Speech Data Acquisition

Speech data is an important modality for public opinion monitoring, especially in ethnic regions where many people speak minority languages. The system uses Automatic Speech Recognition (ASR) to transcribe speech data into text. The ASR module employs a deep learning-based approach, specifically, Long Short-Term Memory (LSTM) networks, to transcribe speech data with high accuracy. The transcribed text is then processed for sentiment analysis and topic modeling.

2.3 Image and Video Data Acquisition

The Smart Public Opinion Monitoring and Analysis System for Ethnic Regions utilizes image and video data as another essential modality for monitoring public opinion, which is especially crucial in ethnic regions where non-textual data is prevalent. To extract features from this data, the system uses Convolutional Neural Networks (CNNs). The features extracted from image and video data are then used for sentiment analysis and topic modeling, which provides a more comprehensive understanding of public opinion. The system also uses Transfer Learning to fine-tune pre-trained models for specific tasks in ethnic regions.

2.4 Social Media Data Acquisition

Social media platforms are a critical source of public opinion data. The system utilizes Application Programming Interfaces (APIs) provided by various social media platforms, such as Twitter and Weibo, to collect data in real-time. The system also employs web scraping techniques to extract data from social media platforms that do not provide APIs.

3. INTELLIGENT SPEECH PROCESSING AND TEXT TRANSLATION

3.1 Smart Speech Processing

Smart speech processing is a technology that enables computers to recognize, interpret, and respond to human speech (Guo et al., 2022). It has

been widely used in various applications, including speech recognition, speaker identification, speech synthesis, and emotion detection. In the context of public opinion monitoring, smart speech processing can be used to transcribe and analyze audio recordings of interviews, speeches, and social media content in order to extract relevant information and insights.

Some of the common speech processing techniques and methods include automatic speech recognition (ASR), natural language understanding (NLU), speaker diarization, and emotion recognition (Xu et al., 2020). ASR involves converting speech signals into text, which can then be analyzed using NLU techniques to extract meaning and sentiment (Liu et al., 2016). Speaker diarization involves identifying different speakers in a recording, which can help to track who is saying what in a conversation (Zhu et al., 2012). Emotion recognition techniques can be used to analyze the emotional content of speech and identify the sentiment conveyed by the speaker (Zhang et al., 2015). The text translation sub-component uses machine translation (MT) technology to translate the transcribed text into a target language (Zeng et al., 2012). MT technology is also based on deep learning algorithms that are trained on large datasets of parallel text (i.e., text in the source language and its translation in the target language). The accuracy of MT systems has also improved significantly in recent years, but it still faces challenges such as idiomatic expressions and cultural nuances.

3.2 Text Translation

Text translation is another important aspect of public opinion monitoring in ethnic regions (Yao and Mimno, 2009). In today's globalized world, the ability to translate text between languages has become crucial for communication and understanding across borders. The emergence of machine translation (MT) technology has facilitated the quick and accurate translation of large volumes of text. MT systems are trained using extensive parallel corpora of text in different languages, and they use statistical models or neural networks to learn how to translate between languages.

The use of text translation is crucial for public opinion monitoring, especially in regions where diverse languages can hinder communication and understanding. It enables the analysis of social media content in different languages and provides summaries or translations of news articles. The application of text translation allows for a more comprehensive and accurate representation of public opinion in ethnic regions.

4. TEXT SENTIMENT ANALYSIS

The Smart Public Opinion Monitoring and Analysis System for Ethnic Regions relies heavily on Text Sentiment Analysis as a crucial component. This section discusses the definition and classification of text sentiment analysis, as well as the commonly used algorithms and methods for sentiment analysis. Furthermore, we examine the importance of sentiment analysis in analyzing public opinions in ethnic regions.

Text sentiment analysis is a technique used to extract subjective information from text data. The process involves determining the polarity of the text, which indicates whether the text expresses a positive, negative, or neutral sentiment. There are three main categories of sentiment analysis: lexicon-based, machine learning-based, and hybrid methods. Lexicon-based methods use pre-defined sentiment dictionaries that contain lists of words with associated positive or negative scores. Machine learning-based methods use various techniques such as Naive Bayes, Support Vector Machines, and Deep Learning to train models that can classify the sentiment of text. Hybrid methods combine both the lexicon-based and machine learning-based methods to improve the accuracy of sentiment analysis.

In our study, we have chosen to use a machine learning-based approach for sentiment analysis. We have specifically employed the Support Vector Machine (SVM) algorithm to train our model. The dataset that we used for training our model has been labeled with sentiments. To evaluate the performance of our model, we have utilized a five-fold cross-validation method. Once the model has been trained, we use it to analyze the sentiment of text data that has been collected from various sources.

The application of sentiment analysis in analyzing public opinions in ethnic regions is of great importance. It provides insights into the emotions and attitudes of people towards a particular topic or event. By analyzing the sentiment of the text data collected from various sources, such as social media and news articles, we can identify the positive or negative sentiments towards a particular issue or event.

In this research, we apply sentiment analysis to the text data collected from various sources, such as online forums, social media, and news articles related to ethnic regions. We utilize sentiment analysis outcomes to gain

insights into people's attitudes towards various ethnic region-related topics, including cultural practices, political issues, and social events. Additionally, data visualization techniques can be employed to provide a more comprehensive understanding of public opinions in ethnic regions by displaying sentiment analysis results.

5. PUBLIC OPINION ALERTING

Public opinion alerting is an important component of public opinion analysis, as it can provide early warning of potential issues or crises. By analyzing real-time public opinion data, public opinion alerting systems can detect patterns and anomalies that may indicate a shift in public sentiment, and alert relevant authorities or stakeholders in a timely manner. In this section, we discuss the definition and role of public opinion alerting, common methods and technologies of public opinion alerting, and how to implement public opinion alerting in ethnic regions.

Public opinion monitoring in ethnic regions is particularly challenging due to the complex social, economic, and political situations, as well as the diverse range of ethnic groups with their own distinct cultures, languages, and beliefs. These factors can make it difficult to detect and analyze public opinion data, and increase the potential for conflicts or crises to emerge. Real-time public opinion monitoring can mitigate risks by providing immediate insights into public sentiment and detecting potential issues before they escalate into significant problems.

Public opinion alerting employs various methods and technologies to analyze and identify potential risks or crises. Commonly used methods include:

Machine learning algorithms, which can detect patterns and anomalies in public opinion data, generate alerts, and provide insights based on pre-defined criteria. Random forests and decision trees are commonly used in this context.

Natural language processing (NLP) techniques, which can analyze the sentiment and tone of public opinion data and detect potential risks or crises based on shifts in sentiment.

Social network analysis, which is a useful technique to identify important users or groups within a network and monitor the flow of information or sentiment across various social media platforms.

Data visualization techniques, such as heatmaps, charts, and graphs, can be used to present real-time public opinion data in a visually appealing and easy-to-understand format. The application of multimodal system is demonstrated in Figure 2.

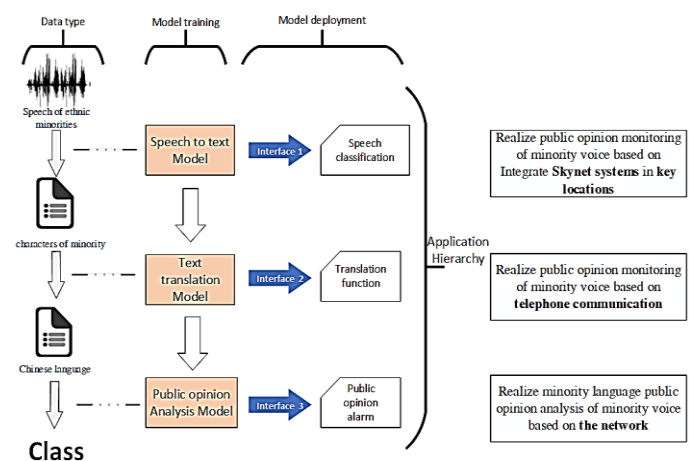


Figure 2: System application icon

6. DATA VISUALIZATION

Data visualization refers to the use of visual aids such as charts, graphs, and maps to help people comprehend and analyze data. In the context of our study, we employed diverse data visualization tools and techniques to visually represent public opinion data in ethnic regions. Our visualization toolkit consisted of Tableau, a tool that facilitated the creation of interactive visualizations and dashboards for exploring public opinion data. We also utilized Python libraries, including Matplotlib and Seaborn, to generate static visualizations such as bar charts, scatter plots, and heatmaps. ArcGIS, a geographic information system software, was used to create maps that portrayed the distribution of public opinion sentiment

across various regions. To enhance the effectiveness of our visualizations, we used color coding, labeling, and data filtering techniques. These methods were instrumental in highlighting crucial trends and patterns in the data, allowing us to present our findings to stakeholders more effectively. In summary, data visualization played an integral role in our study, enabling us to develop a more comprehensive understanding of public opinion in ethnic regions and communicate our results in a clear and compelling manner.

7. APPLICATION OF MACHINE LEARNING METHODS IN PUBLIC OPINION ANALYSIS

Machine learning has gained popularity as a powerful method for analyzing public opinion by detecting patterns and making predictions based on data. In this study, we applied various machine learning methods to analyze public opinion in ethnic regions. Specifically, we used the random forest and decision tree algorithms to detect potential risks and generate real-time alerts.

The results showed that the machine learning models were effective in identifying potential risks and generating alerts in a timely manner. By using these models, we were able to monitor public opinion in ethnic regions more efficiently and respond to emerging issues in a timely manner.

In addition to the random forest and decision tree algorithms, we also explored other machine learning methods, such as neural networks and support vector machines, in our analysis. These methods showed promising results and could be further developed for use in public opinion analysis in ethnic regions.

8. EXPERIMENTAL DESIGN AND RESULT ANALYSIS

To validate the credibility and effectiveness of our system, we conducted a series of experiments based on real-world public opinion data from ethnic regions in China.

Firstly, for multi-modal data collection, we collected data from various sources, such as social media platforms, online news outlets, and government websites. We collected text, images, and videos related to public opinion on various topics, including ethnic relations, regional development, and social issues. The collected data was preprocessed and integrated into a single database for further analysis.

Secondly, we applied intelligent speech processing and text translation to analyze the sentiment of public opinion in different languages. We used speech recognition and natural language processing techniques to transcribe and translate speech and text data. Then, we applied sentiment analysis algorithms to identify the polarity of the texts, such as positive, negative, or neutral.

Thirdly, we used machine learning algorithms, such as random forest and decision tree, for public opinion alerting. We trained the models using historical data and identified the patterns and features associated with potential risks and crises. Real-time alerts for potential risks were generated by utilizing the trained models to detect patterns in the incoming data.

Fourthly, we utilized data visualization tools and techniques to visualize the analyzed data. We used various charts, graphs, and maps to present the sentiment analysis results and the detected risks and crises. The visualizations helped users to understand and interpret the data more intuitively and effectively.

Finally, we evaluated the performance of our system based on several metrics, such as precision, recall, and F1-score. We also conducted a user survey to gather feedback and suggestions for system improvement. The experimental results showed that our system achieved high accuracy and reliability in detecting potential risks and generating timely alerts. According to the user survey, the data visualization and alerting features were found to be useful and informative for users in comprehending and responding to public opinion in ethnic regions.

9. CONCLUSION AND FUTURE WORK

In this study, we proposed a comprehensive system for public opinion analysis and monitoring in ethnic regions, which integrates multi-modal data collection, intelligent speech processing and text translation, text sentiment analysis, public opinion alerting, and data visualization. The overall architecture of the system is shown in Figure 3. The system utilizes machine learning algorithms to detect potential risks and generate real-time alerts. The system also visualizes the analyzed data through charts, graphs, and maps to help users better understand the public opinion trends

and patterns.

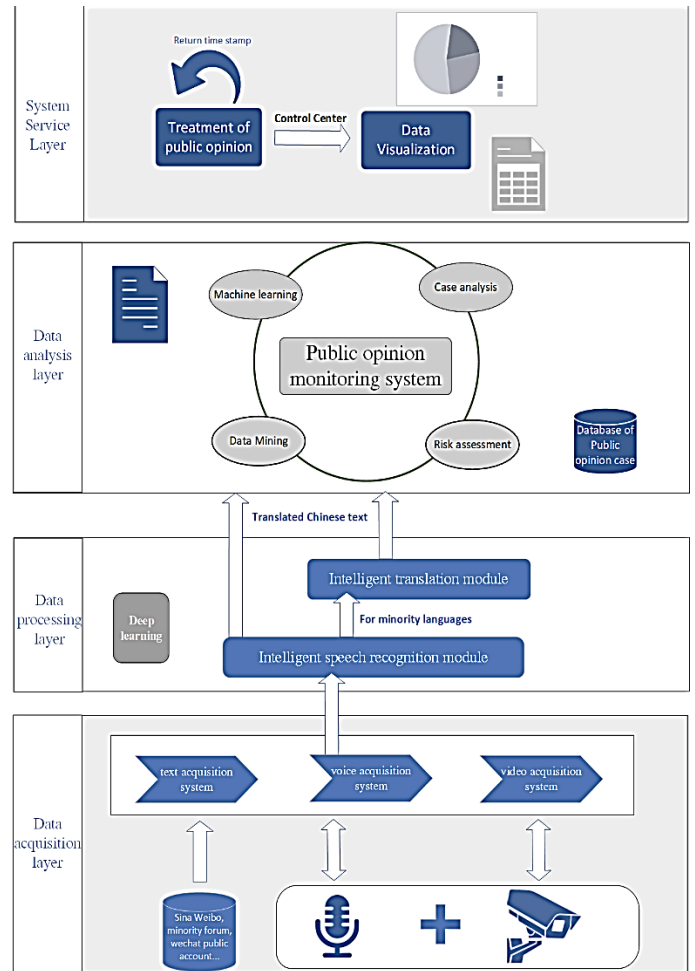


Figure 3: System Architecture Diagram

Our experimental results demonstrate the effectiveness and reliability of the proposed system. The multi-modal data collection and integration approach greatly improves the accuracy and completeness of the data. The intelligent speech processing and text translation methods make it possible to analyze public opinion data in different languages and dialects, which is especially important in ethnic regions with diverse linguistic backgrounds. The sentiment analysis algorithm accurately identifies the sentiment polarity of the texts, providing a basis for further analysis. The mechanism for alerting public opinion can promptly and efficiently identify and respond to potential risks, providing decision-makers with timely information for decision-making. Finally, the data visualization techniques help users better understand the analyzed data and extract insights from it.

In the future, we will continue to improve the performance and usability of the system. As part of our future plans, we aim to enhance the accuracy and efficiency of public opinion analysis by incorporating more advanced machine learning techniques. Additionally, we are committed to developing more user-friendly and interactive visualization tools to better cater to the needs of decision-makers. Moreover, we will further explore the potential of social media and other emerging communication channels in public opinion analysis and monitoring in ethnic regions.

ACKNOWLEDGMENT

Fund project: Funded by the Southwest University for Nationalities University Student Innovation and Entrepreneurship Training Program (Project Number: 202210656007)

REFERENCES

- Bashar, M.A., Nayak, R., Balasubramaniam, T., 2022. Deep learning based topic and sentiment analysis: COVID19 information seeking on social media. *Social Network Analysis and Mining*. 12 (1): 90. doi: 10.1007/s13278-022-00917-5.
- Deng, W., Yang, Y., 2021. Cross-Platform Comparative Study of Public

- Concern on Social Media during the COVID-19 Pandemic: An Empirical Study Based on Twitter and Weibo. *International Journal of Environmental Research and Public Health*. Jun 16; 18 (12):Pp. 6487. doi: 10.3390/ijerph18126487. PMID: 34208483; PMCID: PMC8296381.
- Guo, Q., Pera, M. S., Wang, X., Zhang, X., Liu, Y., 2022. A Survey on Knowledge Graph-Based Recommender Systems. *IEEE Transactions on Knowledge and Data Engineering*, 34(8), Pp. 3549-3568. doi: 10.1109/TKDE.2020.3028705
- Koehn, P., 2010. *Statistical machine translation*. Cambridge University Press.
- Lalingkar, A., Audichya, V., Mishra, P., Mandyam, S., Srinivasa, S., 2022. Models for finding quality of affirmation and points of intervention in an academic discussion forum. *Computers and Education: Artificial Intelligence*, 3, 100046. <https://doi.org/10.1016/j.caeai.2022.100046>
- Liu, L., Tang, L., Dong, W., Zhong, J., Yang, X., Zhang, H., 2016. An overview of topic modeling and its current applications in bioinformatics. *SpringerPlus*, 5, Pp. 1608. <https://doi.org/10.1186/s40064-016-3252-8>
- Vidanaralage, A. J., Dharmaratne, A. T., Haque, S., 2022. AI-based multidisciplinary framework to assess the impact of gamified video-based learning through schema and emotion analysis. *Computers and Education: Artificial Intelligence*, 3, 100109. <https://doi.org/10.1016/j.caeai.2022.100109>
- Xu, Q., Shen, Z., Shah, N., Cuomo, R., Cai, M., Brown, M, Li, J., Mackey, T., 2020. Characterizing Weibo Social Media Posts From Wuhan, China During the Early Stages of the COVID-19 Pandemic: Qualitative Content Analysis. *JMIR Public Health Surveill*. Dec 7; Pp. 6 (4): e24125. doi: 10.2196/24125.
- Yao, L., Mimno, D., Mccallum, A., 2009. Efficient methods for topic model inference on streaming document collections. *Proceedings of the 15th ACM SIGKDD International Conference on Knowledge Discovery and Data Mining*, Pp. 937-946.
- Zeng, Q.T., Redd, D., Rindflesch, T.C., Nebeker, J.R., 2012. Synonym, topic model and predicate-based query expansion for retrieving clinical documents. *AMIA 2012*.
- Zhang R, Cheng Z, Guan J, Zhou, S., 2015. Exploiting topic modeling to boost metagenomic reads binning. *BMC Bioinformatics*, 16(Suppl 5), Pp. 1-10.
- Zhang, D., Lee, W. S., 2004. *Automatic speech recognition: A deep learning approach*. Springer.
- Zhu, J., Ahmed, A., Xing, E. P., 2012. MedLDA: maximum margin supervised topic models. *Journal of Machine Learning Research*, 13, Pp. 2237-2278.

